



National Marine Manufacturers Association

nmma.org

ECONOMIC SIGNIFICANCE OF RECREATIONAL BOATING IN KENTUCKY

CONGRESSIONAL DISTRICT 5

Number of Recreational Boats*	30,651
Recreational Boating Industry Businesses	83
Total Jobs	2,722
Annual Recreational Boating-Related Spending	\$145.5 MILLION



TOTAL ANNUAL ECONOMIC IMPACT OF RECREATIONAL BOATING:

\$344.8 MILLION

RECREATIONAL BOATS IN KY-5

TOTAL BOATS* **30,651**

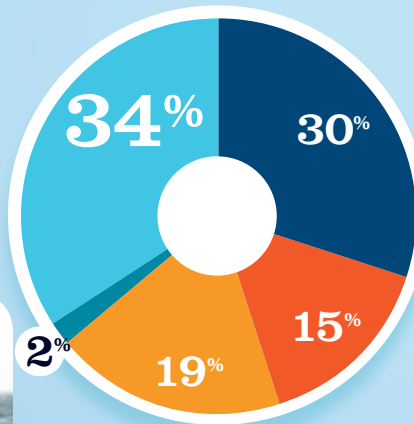
REGISTERED BOATS	30,651
Power boats	27,161
PWCs	2,277
Sailboats	143
Other Boats	1,070
HOUSEHOLDS PER BOAT	9.4



* Total boats are registered boats as reported by states to the USCG.

RECREATIONAL BOATING CREATES JOBS IN KY-5

TOTAL BOATING JOBS	1,271
Boat Building	427
Motor / Engine Mfgr.	25
Accessory / Supplies Mfgr.	241
Dealers / Wholesalers	192
Boat Services	386

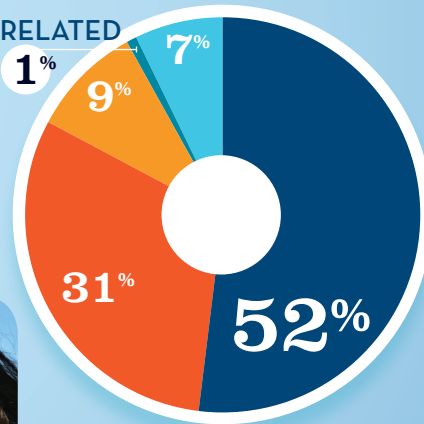


BOAT BUILDING (34%)
DLRS/WHOLESALERS (15%)
MOTOR/ENG. MFG. (2%)
BOAT SERVICES (30%)
ACC./SUPPLIES MFG. (19%)



RECREATIONAL BOATING-RELATED BUSINESSES IN KY-5

TOTAL BUSINESSES	83
Boat Building	6
Motor / Engine Mfgr.	1
Accessory / Supplies Mfgr.	7
Dealers / Wholesalers	26
Boat Services	43

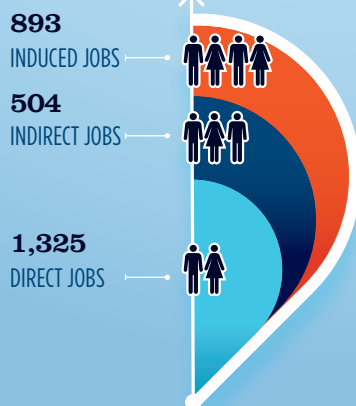


BOAT BUILDING (7%)
DLRS/WHOLESALERS (31%)
MOTOR/ENG. MFG. (1%)
BOAT SERVICES (52%)
ACC./SUPPLIES MFG. (9%)



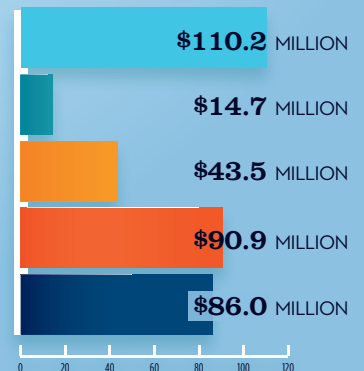
ESTIMATED JOBS IMPACT OF RECREATIONAL BOATING-RELATED SPENDING IN KY-5

EST. TOTAL JOBS	2,722
EST. TOTAL LABOR INCOME (MILLIONS)	\$113.5
Est. Direct Income	\$46.3
Est. Indirect Income	\$28.1
Est. Induced Income	\$39.1



RECREATIONAL BOATING INDUSTRY SALES IN KY-5

Boat Building	\$110.2
Motor / Engine Mfgr.	\$14.7
Accessory / Supplies Mfgr.	\$43.5
TOTAL MFG. SALES	\$168.4
Dealers / Wholesalers	\$90.9
Boat Services	\$86.0
TOTAL RETAIL & SERVICES SALES	\$176.9



BOAT BUILDING (\$110.2M)
DLRS/WHOLESALERS (\$90.9M)
MOTOR/ENG. MFG. (\$14.7M)
BOAT SERVICES (\$86.0M)
ACC./SUPPLIES MFG. (\$43.5M)